


arima

Making legendary boats since 1981





Our labor of love is your quality assurance.


MAN'S MIND & TECHNOLOGY

Although the designing of a boat is made faster and easier with the aid of the computer, it is still man's physical experiences and his mind that makes the building of ARIMA boats an endless pursuit for perfection. At Arima, we build our boats with pride, giving our customers the highest quality boat since 1981.



We take pride in ourselves as "The Boat Company You Can Depend On". We simply want to provide the products that measure up to that expectation.

Now ARIMA has gone a step further to insure that our boats carry with them a warranty that not only stands behind the quality but stands next to each owner within the first 5 years of the boat's life. That means your investment will continue to hold a high market value.



It did not sink! We put holes in the bottom of this Sea Hunter then loaded it down with 650 lbs. of lead.



Sea Legend 22 HARD TOP



Safe, economical & easy to handle. The Arima Boats were designed for small engines to run and plane at very low speeds which means less gas consumption. They can be towed by smaller, more economical cars and stored easily in most standard garages. The deep cockpit and wide hull give you a more comfortable, stable, safe feeling. With an Arima, you can troll straight without holding the wheel. In addition, launching the boat is a breeze - there is no need to back your trailer down to the deepest part of the launch-ramp.

Quality construction goes into every component of an ARIMA boat. From dual hull construction and fiberglass stringers (**NOT WOOD**). In addition, all our models have been foam injected, thoroughly documented and exceed COAST GUARD requirements

Maximum load capacity test. This Sea Chaser is loaded down with 12,000 lbs. of lead and it's still afloat !



Sea Legend 22

An ultimate measure in design! ●

***Sea Legend Hard Top,
Fully loaded with fuel and water
Equipped w/ 200 h.p. Johnson
(approx. speed 50 m.p.h.)***

***Shown w/ optional Burgandy Hull,
also available in Blue & Grey***

Nearly two decades ago, Arima introduced the Sea Hunter 15'. As the widest and deepest in her class, this boat was quickly accepted and soon became every fisherman's dream. Arima's reputation has since grown for durability, design features and functional usage. We carried these concepts and principles to our 16, 17 and 19 footers, which have all surpassed the satisfaction and expectations of our customers for nearly two decades.

We are now pleased to introduce the *Sea Legend* '22. We have used our years of accumulated customer satisfaction and original design experience to bring to you this new model. Available in a variety of layouts, this boat has already satisfied many owners for its simple, yet functional design.

1511 Sea Chaser w/ 45 Honda

***Sea Legend , Equipped w/ 140 h.p. Suzuki
(approx. speed 40 mph)***



*Optional Skip Tower,
All stainless steel super
structure.
Photo showing optional
zip opening front canvas
& side curtains.
Head room, 6'8"
Height, 8'8"*

SEA LEGEND 22

LENGTH.....	21'11"	6.70m.
BEAM.....	8'9"	2.66 m.
HEIGHT.....	6'8"	2.00 m.
WEIGHT.....	2400 lbs.	1100 kg.
HEIGHT....(hard top).....	7'7"	2.30 m.
WEIGHT....(hard top).....	2850 lbs.	1300 kg.
MAX POWER.....	200 h.p.	200 h.p.
FUEL.....	106 gal.	400 L.
WATER.....	14 gal.	53 L.

*Safety glass Alaskan bulkhead (optional)
Hard Top headroom 6'-8".*



*Ample dash board area to provide various electrical instrumentation
of your choice. All Sea Legends come standard with gas gauge.*



*Optional motor well counter top. Reduces engine noise as well as
providing a deep tray with a hinged lid.*

Sea Legend 22

10 layouts with your special interests in mind.

#10

Galley & Dinette Seat



You will find this layout ideal for family cruising and overnights. The dinette set converts into a 6'4" bunk and the galley features a molded-in sink with fresh water. The functional Motorwell Counter Top is very handy for cooking, etc.

#8

Companion Seat & Dinette

A cozy dinette and functional companion seat are featured in this layout. There is plenty of storage under the sturdy companion seat.



#9

Sleeper Seat & Dinette Seat

The ultimate space for sleeping is found in this boat. Featured in this layout are the convenient dinette & the sleeper seat, which both fold down into comfortable 6'+ sleeping units.



#7

Pedestal Seat & Dinette

With a pedestal seat at the helm, you have more room to move about. Dinette seat backs shown facing aft.



#6
Double Sleeper Seats



The perfect sleeping, lounging or sunbathing set-up. You can't help but relax in this boat.

#5
Companion Seat
Sleeper Seat



This layout is perfect for either the sportsman or the family. Plenty of room to move around, yet lounging and storage space is still plenty.

#4
Pedestal Seat
Sleeper Seat



The sleeper seat is great for sunbathing and lounging. This layout would be ideal for divers and watersport fanatics.

#3
Companion Seat
Large Companion Seat



Two companion seats means more storage for your gear and supplies, yet plenty of cockpit space.

#2
Standard Model
Pedestal Seat ,
Large Companion
Seat

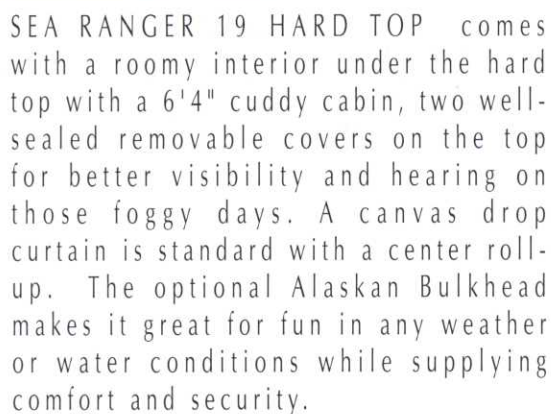


Designed for the fisherman, this interior layout will give you more than ample fishing space for reeling in "the big one"!

#1
Standard Double
Pedestal Seats



Two pedestal seats here. The ultimate fisherman will appreciate the space this layout provides

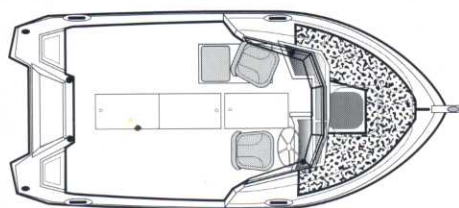


LENGTH.....	18'11"	5.77 m.
BEAM.....	8'	2.44 m.
HEIGHT.....	6'5"	1.96 m.
WEIGHT.....	1725 lbs.	782 kg.
MAX POWER.....	150 h.p.	150 h.p.
SAFE LOAD CAP.....(8)	1975 lbs.	896 kg.
FUEL.....	48 gal.	182 L.
OPT. TANK.....	20 gal.	76 L.
WATER.....	14 gal.	53 L.
HARD TOP HEAD ROOM.....	5'6"	1.68 m.






SEA CHASER 19 has all the space for fighting that Big one. Whether you need extra storage for all your gear or you just have lots of friends, this boat will accomodate the most. With optional Saddle Tanks, all 19's can carry up to 68 gallons of gas. This boat also carries a convenient portable head in the forward cuddy.

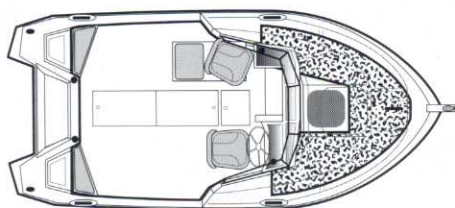


SEA CHASER 19

LENGTH.....	18'11"	5.77 m.
BEAM.....	8'	2.44 m.
HEIGHT.....	5'10"	1.78 m.
WEIGHT.....	1600 lbs.	726 kg.
MAX POWER.....	150 h.p.	150 h.p.
SAFE LOAD CAP.....	(8).....1975 lbs.	896 kg.
FUEL.....	48 gal.....	182 L.
OPT. TANK.....	20 gal.....	76 L.
WATER.....	10 gal.....	38 L.



SEA RANGER 19 offers a roomy 6'4" cuddy cabin with storage under the cushions, net storage inside and a portable head yet still has a large cockpit. This Arima was built to perform in all kinds of water conditions with proven versatility.



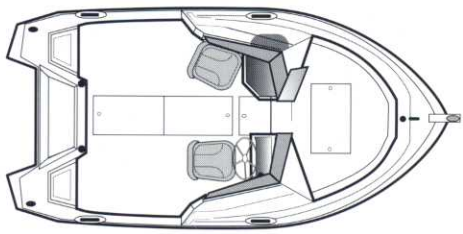
SEA RANGER 19

LENGTH.....	18'11"	5.77 m.
BEAM.....	8'	2.44 m.
HEIGHT.....	5'10"	1.78 m.
WEIGHT.....	1650 lbs.	748 kg.
MAX POWER.....	150 h.p.	150 h.p.
SAFE LOAD CAP.....	(8).....1975 lbs.	896 kg.
FUEL.....	48 gal.....	182 L.
OPT. TANK.....	20 gal.....	76 L.
WATER.....	14 gal.....	53 L.





SEA PACER 17 has a walk-thru open bow with a closing door to keep out excessive wind and is equipped with a lock-up storage cabinet and enclosed head. Separate bait boxes at the stern with plenty of fish and gear storage in the floor. The elevated bow area has a deep storage box good for even more fish and gear. This is a wonderful open-air boat with lots of versatility.

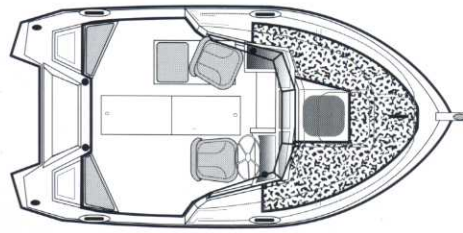


SEA PACER 17

LENGTH.....	16'11"	5.16 m.
BEAM.....	8'	2.44 m.
HEIGHT.....	5'7"	1.70 m.
WEIGHT.....	1250 lbs.	567 kg.
MAX POWER.....	120 h.p.	120 h.p.
SAFE LOAD CAP.....	(6).....1600 lbs.	726 kg.
FUEL.....	27 gal.	102 L.
OPT. TANK.....	20 gal.	76 L.



SEA RANGER 17 is great for overnighting or cruising. With a walk-around deck, foredeck glass hatch in the cuddy cabin, and optional 2-10 gal. saddle tank assembly to carry more fuel for those long trips. As with all Arimas, it has a deep cockpit for your family's safety and increased stability.



SEA RANGER 17

LENGTH.....	16'11"	5.16 m.
BEAM.....	8'	2.44 m.
HEIGHT.....	5'10"	1.78 m.
WEIGHT.....	1430 lbs.	649 kg.
MAX POWER.....	120 h.p.	120 h.p.
SAFE LOAD CAP.....	(6).....1600 lbs.	726 kg.
FUEL.....	27 gal.	102 L.
OPT. TANK.....	20 gal.	76 L.
WATER.....	14 gal.	53 L.




100 hp Engine is more than enough to pull a slalom skier.

Testimony from thousands for proven versatility!



SEA CHASER 17 is the ultimate fishing machine. Large fishing area with a walk-around deck. Handles the big water yet tows nicely behind that four cylinder car or truck. Its 8 foot beam not only gives you lots of cockpit space, but makes an exceptionally stable boat. Your Arima will go just about anywhere you can tow it from the highway, to the wilderness, behind a car or an R.V.

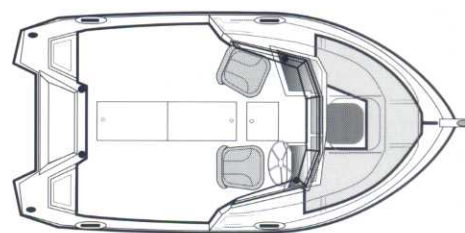


Plenty of storage extras & essentials.



SEA CHASER 17

LENGTH.....	16'11"	5.16 m.
BEAM.....	8"	2.44 m.
HEIGHT.....	5'7"	1.70 m.
WEIGHT.....	1250 lbs.	567 kg.
MAX POWER.....	120 h.p.	120 h.p.
SAFE LOAD CAP.....	(6).....	1600 lbs.....726 kg.
FUEL.....	27 gal.....	102 L.
OPT. TANK.....	20 gal.....	76 L.



Easily towed with smaller, more economical cars.

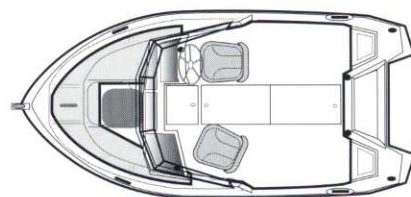


Shown with optional companion seat



SEA CHASER 1511

LENGTH.....	15'11"	4.85 m.
BEAM.....	7'6"	2.29 m.
HEIGHT.....	5'4"	1.63 m.
WEIGHT.....	1050 lbs.	476 kg.
MAX POWER.....	100 h.p.	100 h.p.
SAFE LOAD CAP.....	(4).....1100 lbs.	499 kg.
FUEL.....	27 gal.	102 L.

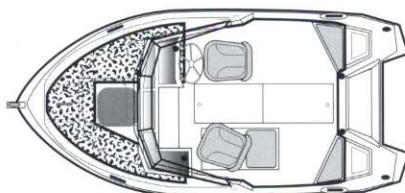


SEA CHASER 1511 is the hull design ARIMA is proud of and designed to be the most fuel efficient model. Specifically designed to perform well in any condition of water with the comfort of a large boat. The forward cuddy has a door that can be locked to store your fishing gear and valuables.



SEA EXPLORER 1511

LENGTH.....	15'11"	4.85 m.
BEAM.....	7'6"	2.29 m.
HEIGHT.....	5'6"	1.68 m.
WEIGHT.....	1100 lbs.	499 kg.
MAX POWER.....	100 h.p.	100 h.p.
SAFE LOAD CAP.....	(4).....1100 lbs.	499 kg.
FUEL.....	27 gal.	102 L.
WATER.....	14 gal.	53 L.

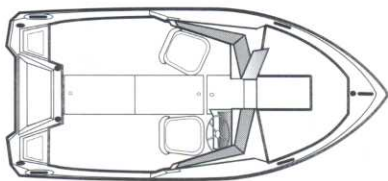


SEA EXPLORER 1511 is just right for those family excursions or the overnight fishing. Includes a 6 foot enclosed cuddy for camping or an afternoon nap, a 14 gal. fresh water tank, portable head and a 27 gal. gas tank are all standard including a high canvas top with side and drop curtain to protect you against the elements for boating any day, anywhere.





SEA SPRINTER 15 open bow is short in length yet it is the widest and tallest in its class giving the Sea Sprinter superior stability and roominess. This being the lightest boat in our line, it can run with as little as a 25 h.p. Even with a small vehicle it is easy to park, tow and launch. Also included with this boat is a closing bow door.



SEA SPRINTER 15

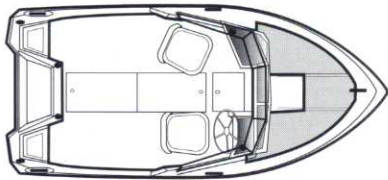
LENGTH.....	14'7"	4.44 m.
BEAM.....	7'2"	2.18 m.
HEIGHT.....	5'2"	1.58 m.
WEIGHT.....	920 lbs.	418 kg.
MAX POWER.....	80 h.p.	80 h.p.
SAFE LOAD CAP.....	(4).....1100 lbs.	499 kg.
FUEL.....(opt)	16 gal.	61 L.



SEA HUNTER 15 has most of the features of the big boats and has been designed with optimum space usage. This boat offers a forward cuddy with a locking door and molded-in-the-floor storage for fish and ice. We created bait boxes on either side aft which have since become an industry standard. Additionally, space under the bait boxes and motorwell for gas tanks plus batteries and oil.



1984 model fishing Barkley Sound, Canada



SEA HUNTER 15

LENGTH.....	14'7"	4.44 m.
BEAM.....	7'2"	2.18 m.
HEIGHT.....	5'2"	1.58 m.
WEIGHT.....	920 lbs.	418 kg.
MAX POWER.....	80 h.p.	80 h.p.
SAFE LOAD CAP.....	(4).....1100 lbs.	499 kg.
FUEL.....(opt)	16 gal.	61 L.





Skip tower - for those who want the best of everything !



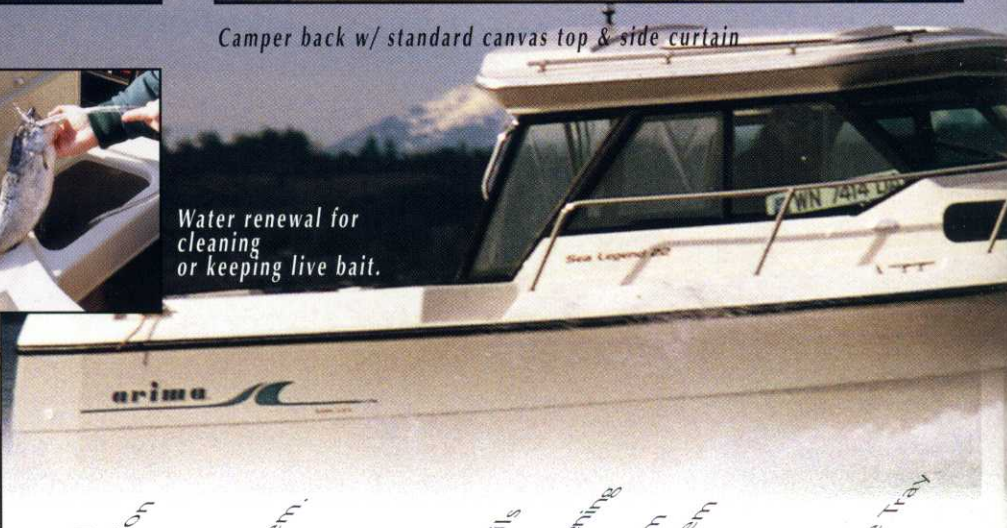
Camper back w/ standard canvas top & side curtain



Motorwell Counter Top, Convenient and Helps to reduce engine noise.



Water renewal for cleaning or keeping live bait.



DESCRIPTION

STANDARD EQUIPMENT

shown as: S

OPTIONAL EQUIPMENT

shown as: O

*not w/ Alaskan Bulkhead

Self Drain Fiberglass Inner Hull
Fiberglass Dual Hull Construction
Waterproof Stringer System
Compartiment Flootation Foam
Operating Front Canvas Top assem.
Side Curtain
Drop Cover Boot
Bow Chock Pulley
Deck Cleats
Foredeck Safety Hatch
Marine Grade Safety Hatch
Rack and Pinion Steering system
Running and Pinion Wheel
Flush Mount Anchor Light system
Electric Wiper
Electric Horn
Control Bilge pump
Stainless Steel Mounting
Molded in Fish Box and Cooling
Bait boxes w/ Fiberglass Liner
5 Gal. Bait Box and Cooling
10 Gal. Bait Box and Cooling
16 Gal. Bait Box and Cooling
27 Gal. Bait Box and Cooling

	S	S	S	S	S	O	S		S	S	S	S	O	O	S	S			S	S	S		O	O	O	
SEA SPRINT 15	S	S	S	S	S	O	S		S	S	S	S	O	O	S	S			S	S	S		O	O	O	
SEA HUNTER 15	S	S	S	S	S	O	S		S	S	S	S	O	O	S	S			S	S	S		O	O	O	
SEA CHASER 1511	S	S	S	S	S	O	S	S	O	O	S	S	S	S	O	S	S	S	S	S	S	S	S	O	S	
SEA EXPLORER 1511	S	S	S	S	S	S	S	S	S	S	S	S	S	S	O	S	S	S	S	S	S	S	S	O	S	
SEA PACER 17	S	S	S	S	S	O	S	S	S		S	S	S	S	O	S	S	S	S	S	S	S	S	S	S	
SEA CHASER 17	S	S	S	S	S	O	S	S	S	O	S	S	S	S	O	S	S	S	S	S	S	S	S	S	S	
SEA RANGER 17	S	S	S	S	S	S	S	S	S	S	S	S	S	S	O	S	S	S	S	S	S	S	S	S	S	
SEA CHASER 19	S	S	S	S	S	S	S	S	S	O	S	S	S	S	S	S	S	S	S	S	S	S	S	S	S	
SEA RANGER 19	S	S	S	S	S	S	S	S	S	S	S	S	S	S	S	S	S	S	S	S	S	S	S	S	S	
SEA RANGER 19 HT	S	S	S	S			S	S	S	S		S	S	S	S	S	S	S	S	S	S	S	S	S	S	
SEA LEGEND 22	S	S	S	S	S	S	S	S	S	S	S	S	S	S	S	S	S	S	S	S	S	S	S	S	S	
SEA LEGEND 22 HT	S	S	S	S			S	S	S	S		S	S	S	S	S	S	S	S	S	S	S	S	S	S	



Sleeper Seat w/ storage



Standard removable fish container for the days catch.

[illegible]

arima



Find us on the web @ www.ARIMABOATS.com



Specifications subject to change without notice.

LIMITED WARRANTY

Arima Marine warrants its boats from defects in materials and workmanship under normal pleasure use for a period of 5 years from date of delivery to the first purchaser and is transferable to succeeding purchasers within the same 5 year period. When operated for hire or in any commercial operations, the warranty shall thereafter be limited to three months from date of delivery to original purchaser. A complete copy of the Arima Limited Warranty can be obtained from any Arima Dealer or from the Arima Factory.

U.S. Patent No. 4492176
Canada Patent No. 51771

U.S. Patent No. 276147
U.S. Patent No. 296206

AUTHORIZED DEALER

FAIRLEE MARINE AND RECREATION, INC.
Route 3, Box 7A
Fairlee, VT 05045
(802) 333-9745